






Learn at Home with PBS KIDS

Nature

BINGO





Learn at Home with PBS KIDS

**Week of
September 7th**

Hello, Families!

Welcome to **"Learn Along" Bingo**! We're happy to share PBS KIDS activities with you and to work with PBS member stations and community partners across the country to help support learning at home. With "Learn Along" Bingo, children can view, explore, and play as they learn alongside their PBS KIDS friends on the PBS KIDS 24/7 channel. We hope your family will use it to inspire learning each and every day.

It's Nature Week!

In this packet, there are printable activities and everyday learning ideas for you and your child to choose from. As you complete each square, mark it off to celebrate the learning.

Learning Spotlight: "Making Observations"

This week, we're learning how to observe and learn about nature with our eyes, ears, nose, mouth, and skin. Making observations is an important skill that helps scientists learn about our world.

Show What You Know: Let's Observe Place Mat

The last activity in this packet is one special way for children to show what they've learned about making observations with a grown-up.

Tune in: Watch WILD KRATTS at 6pm EDT on Tuesday, September 8th on the PBS KIDS 24/7 channel.

Ready for more? Watch your favorite PBS KIDS shows on the 24/7 channel and live stream at pbskids.org/video/livetv or on your local PBS station.

Happy learning!
PBS KIDS



Find free activities, articles and tips to support at-home learning on pbskidsforparents.org

PBS KIDS and the PBS KIDS Logo are registered trademarks of Public Broadcasting Service. Used with permission.



Nature BINGO




Make Leaf and Bark Rubbings




Play "I Spy." Name five things that are living.



Get Ready for a Hike




Collect small sticks. What can you build with them?




Let's Observe Place Mat



Choose one animal and one plant. How are they alike? How are they different?



Wildlife Journal



Make a fort and read your favorite books.



Make a Bird Feeder

Grades 1-2

Find more games and activities at pbs.org/parents/learn-at-home

PBS KIDS and the PBS KIDS Logo are registered trademarks of Public Broadcasting Service. Used with permission.



Name _____


Make Leaf and Bark Rubbings

Instructions

1. You'll need one or more crayons with the labels removed, some cardboard or a clip board and some masking tape to help hold leaves or bark in place.
2. When you're walking outside, collect a few fallen leaves, some bark or other natural materials. It's best if you find leaves or bark where you can feel bumps or ridges.
3. Once you've found your leaves, bark or other items, use tape to secure the edges of the leaves, bark or other materials to the clipboard or cardboard so that they will stay in place while you make your rubbing.
4. Place this paper over the leaves and bark and lightly rub the side of the crayon over the surface of the paper, just hard enough so that the texture shows.
5. Write a list of words to describe how the leaf or bark feels or looks like.

What You'll Need:

- **Trees**
- **Plain white paper**
- **Crayons with label removed**
- **Masking tape (optional)**
- **Cardboard or clipboard**
- **Paper bag for collecting leaves**




Find more games and activities at **pbskidsforparents.org**



Get ready for a hike!

Name _____

WORDGIRL®



In 'Can't Touch This' Becky and her family go for a hike in the woods. You can go for a hike, too, but you'll need to get ready by matching each picture in the left-hand column with the letter each one starts with in the right-hand column. Can you match them all?



C


W

S

M

B

L



Write a short story using as many of these items as you can.

How many did you use?

Find more games and activities at **pbskidsforparents.org**



Wild Kratts Wildlife Journal

Keeping a wildlife journal is a great way to build both observation and writing skills. You don't have to go far – you'd be surprised what is going on just outside your front door!



Directions


Creating the Journal:

(You may want to ask an adult for some help.)

1. Fold several sheets of paper in half so that you create a booklet.
2. Look outside your window, walk in your yard, or along your street and take notice of what you see.
3. Customize the journal by creating an illustration on the cover.

Using the Journal:

1. Write the day's date.
2. Go outside and walk in your yard, along your street, or in a nearby park and take notice of what you see.
 - Did you see any animals? Birds? Insects?
 - Where are they living?
 - What are they doing?
 - How many did you see?
 - Could you hear them?
 - What time of day is it?
3. Write down notes or sketch a picture in your journal, so that you have a record of the thing you observed.
4. After a few entries, take a look back at the things you saw. How were things different each time? What was the same?



Materials

- Several sheets of unlined paper
- Hole punch or stapler for binding
- Ribbon or string to bind
- Markers, pencils or crayons

Find more games and activities at **pbskidsforparents.org**





Wild Kratts Wildlife Journal

What I Observed

Nature Notes

Date _____

Location _____



Find more games and activities at pbskidsforparents.org

PBS KIDS and the PBS KIDS Logo are registered trademarks of Public Broadcasting Service. Used with permission. Wild Kratts® © 2020 Kratt Brothers Co. Ltd./ 9 Story Media Group Inc. Wild Kratts®, Creature Power® are owned by Kratt Brothers Company Ltd. Corporate funding is provided by Adventure Academy™ and Target. All rights reserved.



Funded by:





Make a Bird Feeder



What You Need:

- Pinecone, paper towel holder or piece of bread
- Peanut butter or honey
- Your choice of the following:
 - Raisins
 - Cranberries
 - Plain popped popcorn
 - Sunflower seeds
 - Shelled plain peanuts
 - Mixed birdseed
- Safety scissors
- Wire, dental floss or cotton string

What to Do:

- 1. Select a bird feeder base:** Pinecones are a popular foundation for a bird feeder, but you may also use an empty paper towel roll or a stale piece of bread.
- 2. String it up:** Run a wire, dental floss or cotton string through your bird feeder. Secure the two ends together to make a loop.
- 3. Make it sticky:** Coat the base with peanut butter. If you know someone who has peanut allergies, use honey instead.
- 4. Add some goodies:** Roll the feeder in raisins, cranberries, unsalted and unbuttered popcorn, sunflower seeds, shelled plain peanuts or mixed birdseed.
- 5. Hang it up:** Place your bird feeder on a hook or on a tree branch outside your window. Discover which birds are popular in your neighborhood, research what they like to eat, and make a bird feeder for them.
- 6. Keep a wildlife journal:** Record what kind of birds and other animals come to visit your feeder!



Find more games and activities at pbskidsforparents.org

Scientist:

_____, what do you observe?

(name)

Use this place mat for meal time conversations. Make it a game! Use words to describe something you observe. Can others guess what it is? (For example, "I taste something sweet and juicy with my mouth. What is it?" An apple! "I hear something quiet and low with my ears. What is it?" The fan!)

What can you **hear** with your ears?



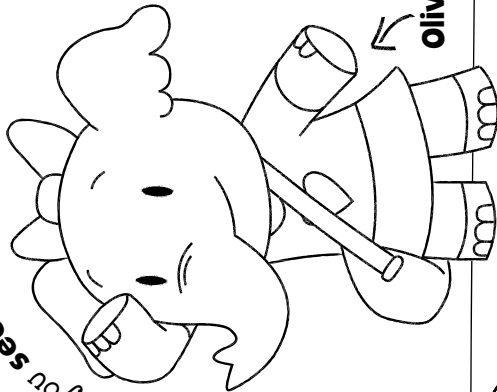
Elinor

What can you **feel** with your skin?



Ari

What can you **see** with your eyes?



Olive

Draw yourself here.

What can you **taste** with your mouth?

What can you **smell** with your nose?



Ms. Mole

Observe means to use your ears, mouth, skin, eyes, and nose to learn about the world.



Visit pbskids.org/elinor



The contents of this document were developed under a cooperative agreement (PR/Award No. U295A150003, CFDA No. 84.295A) from the U.S. Department of Education. However, these contents do not necessarily represent the policy of the Department of Education, and you should not assume endorsement by the Federal Government. • Elinor Wonders Why © 2020 SHO E Ink, LLC. All rights reserved. • PBS KIDS and the PBS KIDS Logo are registered trademarks of Public Broadcasting Service. Used with permission.

Funded by



Corporation
for Public
Broadcasting



Learn at Home with PBS KIDS

SEPTEMBER 2020

Explore reading, math, science, life lessons, and more on the PBS KIDS 24/7 channel and livestream! The TV schedule below offers you and your child a chance to learn anytime alongside your favorite PBS KIDS characters.



TIME (M-F)	SHOW	GRADE	LEARNING GOAL
6/5c am	Splash and Bubbles	PK-K	Science
6:30/5:30c am	WordWorld	PK-K	Literacy
7/6c am	Peg + Cat	PK-K	Math
7:30/6:30c am	Peep and the Big Wide World	PK-K	Science
8/7c am	Sid the Science Kid	PK-K	Science
8:30/7:30c am	Super WHY!	PK-K	Literacy
9/8c am	Pinkalicious & Peterrific	PK-1	The Arts
9:30/8:30c am	Clifford the Big Red Dog	PK-K	Social & Emotional Learning, Literacy
10/9c am	Let's Go Luna!	K-2	Social Studies
10:30/9:30c am	Dinosaur Train	PK-K	Science
11/10c am	The Cat in the Hat Knows a Lot About That!	PK-1	Science & Engineering
11:30/10:30c am	Martha Speaks	K-2	Literacy
12 pm/11c am	Nature Cat	K-3	Science
12:30 pm/11:30c am	Ready Jet Go!	K-2	Science & Engineering
1/12c pm	Arthur	K-2	Social & Emotional Learning
1:30/12:30c pm	Odd Squad	K-2	Math
2/1c pm	Cyberchase	1-5	Math
2:30/1:30c pm	Molly of Denali	K-2	Literacy
3/2c pm	Pinkalicious & Peterrific	PK-1	The Arts
3:30/2:30c pm	Elinor Wonders Why	PK-K	Science & Engineering
4/3c pm	Sesame Street	PK-K	Literacy, Math, Social & Emotional Learning
4:30/3:30c pm	Daniel Tiger's Neighborhood	PK-K	Social & Emotional Learning
5/4c pm	Let's Go Luna!	K-2	Social Studies
5:30/4:30c pm	Nature Cat	K-3	Science
6/5c pm	Wild Kratts	K-2	Science
6:30/5:30c pm	Wild Kratts	K-2	Science

Access FREE, at-home learning activities, tips, and more on pbskidsforparents.org

PBS KIDS and the PBS KIDS logo are registered trademarks of Public Broadcasting Service. Used with permission.



Learn at Home with PBS KIDS

Play and learn anytime and anywhere with free apps from PBS KIDS! Use the chart below to find the app that aligns to your child's grade, learning goal, and favorite PBS KIDS show - then download it on your on your mobile or tablet device to play online, offline, or anytime.


Apps for Social & Emotional Learning

Daniel Tiger for Parents	PK-K	Social & Emotional Learning
PBS KIDS Games app	K-2	Multiple Learning Goals
PBS KIDS Video app	K-2	Multiple Learning Goals




Apps for Literacy Learning

Dinosaur Train A to Z	PK-K	Literacy, Science
Molly of Denali	K-2	Literacy
PBS KIDS Games app	K-2	Multiple Learning Goals
PBS KIDS Video app	K-2	Multiple Learning Goals



Apps for STEM Learning (Science, Technology, Engineering & Math)

PBS Parents Play & Learn	PK-K	Literacy, Math	Photo Stuff with Ruff	K-2	Science
Play & Learn Engineering	PK-K	Science and Engineering	Ready Jet Go! Space Explorer	K-2	Science
PBS KIDS Measure Up!	PK-K	Math	Ready Jet Go! Space Scouts	K-2	Science and Engineering
Play & Learn Science	PK-K	Science	Nature Cat's Great Outdoors	K-3	Science
Splash and Bubbles for Parents	PK-K	Science	PBS KIDS ScratchJr	1-2	Coding
Splash and Bubbles Ocean Adventure	PK-K	Science	Outdoor Family Fun with Plum	1-3	Science and Engineering
The Cat in the Hat Builds That!	PK-K	Science and Engineering	Cyberchase Shape Quest	1-5	Math
The Cat in the Hat Invents	PK-K	Science and Engineering	PBS KIDS Games app	K-2	Multiple Learning Goals
Jet's Bot Builder: Robot Games	K-2	Science and Engineering	PBS KIDS Video app	K-2	Multiple Learning Goals



pbskids.org/apps

