







Summer of Possibilities



Reading and Sharing Stories





Summer Activities for Families




Play and learn this summer with PBS KIDS! Get started with the hands-on activity collections below or visit pbskids.org, the PBS KIDS Video app, and the PBS KIDS Games app for more ideas and fun. Remember to follow @PBSKIDS for great summertime activities for the whole family.

EXPLORE

SUMMER COLLECTIONS



Observing Nature



You and your child can try a scavenger hunt, go on a weather walk, or read and play with this nature-themed playlist and activity collection. What's the biggest tree you can find?

Making Family Traditions

Does your family have a favorite tradition? Get inspired to create your own with this collection of crafts, music, and story clips.

Sharing Your Creativity through Art

Spark creativity with games from SCRIBBLES AND INK! This special collection of resources is designed to get you and your child singing, dancing, drawing, and laughing.

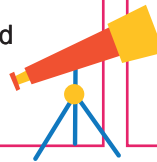
Being a Good Friend and Neighbor



What makes family and friends special? There are lots of things kids can do to celebrate neighbors and friends. This collection will help them learn about their role in the community.

Exploring Space at Home

Build a rocket ship, go stargazing, or imagine life on another planet with this collection of space-themed games, activities, and an out-of-this-world playlist.



CELEBRATE WITH FAMILY NIGHT

FRIDAYS ON THE PBS KIDS 24/7 CHANNEL AND VIDEO APP

Tally Ho! Nature Cat, Hal, Daisy, and Squeeks are hitting the trails to learn about birds, bugs, and...strawberries? Tune in for a sweet NATURE CAT marathon June 4.

Join Molly, Tooey, and Trini for a night of adventure as they explore family stories, Alaska Native traditions, and the great outdoors in MOLLY OF DENALI. Tune in on June 11.

It's a pinka-party and your family is invited to paint, draw, and dance with PINKALICIOUS & PETERIFIC! Join the fun on June 18.

There's a new neighborhood at PBS KIDS! It's the world of DONKEY HODIE from the makers of DANIEL TIGER'S NEIGHBORHOOD. Tune in June 25 to see how Donkey Hodie and her pals use teamwork and laughter to accomplish amazing things.

Jet Propulsion is the kid next door AND an alien! Join him - along with his family and friends - as they explore the far reaches of outer space in two specials from READY JET GO! on July 2.



pbskidsforparents.org/summer



Summer Activities for Families



EXPLORE

SUMMER COLLECTIONS

PLAY & LEARN

FREE ACTIVITIES ON pbskidsforparents.org/summer

CELEBRATE WITH FAMILY NIGHT

FRIDAYS ON THE PBS KIDS 24/7 CHANNEL AND [VIDEO APP](#)

Playing with Water

Whether it's frozen or melted, water is a wonderful way to inspire your child's curiosity. Find playful activities in this water-themed collection.



Investigating Animals

Crawl like an ant, jump like a frog, and gallop like a horse! Inspire young learners to sing, play, and laugh with this special collection of animal-themed resources.



Reading and Sharing Stories

Words can take your child anywhere. Use the activities in this collection to help them build literacy skills and create and share family stories.

Get ready to travel through time with XAVIER RIDDLE AND THE SECRET MUSEUM! The fun starts on July 23 when Xavier, Yadina, and Brad meet real-life storytellers Mark Twain, Zora Neale Hurston, and Maya Angelou.

Creating Daily Routines for Kids

It's always a good time to brush up on everyday routines with your child like greeting friends, picking up toys, and getting ready for bed. This collection is filled with tips and ideas!




It's scary and exciting to do something for the first time. Pick up tips, songs, and strategies from Daniel as he explores new things during the DANIEL TIGER'S NEIGHBORHOOD marathon on July 30.

Going Back to School

Preparing for a new school year can stir up lots of emotions for your child. Use the activities in this collection to plan ahead and practice first day routines together.

"That is so interesting!" Everyone wonders about the world, including Elinor from ELINOR WONDERS WHY. She's curious just like your child! Join her on August 6 as she learns to ask questions and solve puzzles.

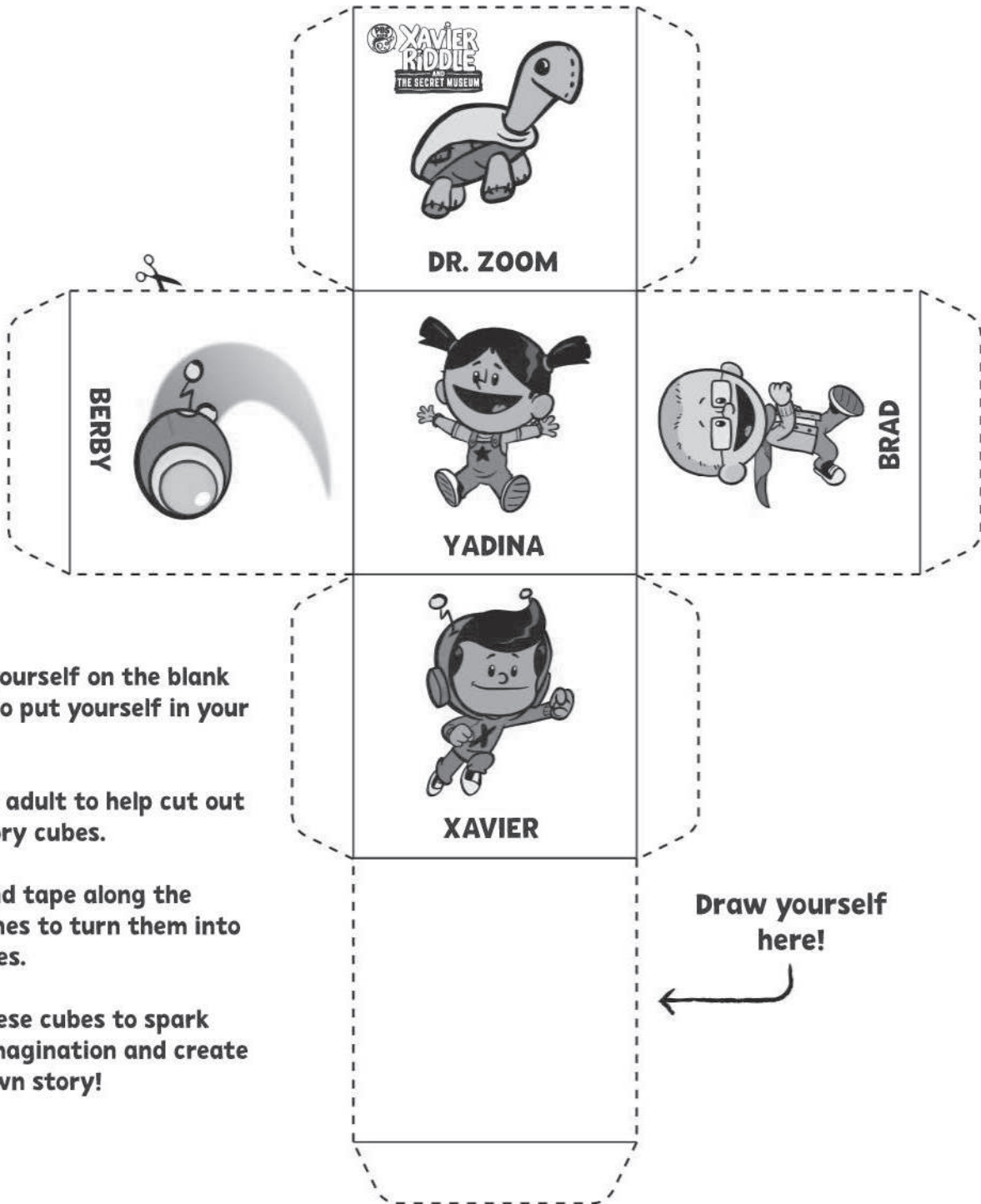


pbskidsforparents.org/summer



Story Cubes

Instructions: Use the three story cubes (character, animals and objects, and setting) to create your VERY OWN storyline. Roll each cube once and act out an original story. Who is the main character? What appears in the story? In what setting does the story take place?



1. Draw yourself on the blank panel to put yourself in your story.
2. Ask an adult to help cut out the story cubes.
3. Fold and tape along the solid lines to turn them into 3D cubes.
4. Use these cubes to spark your imagination and create your own story!

Find more games and activities at pbskidsforparents.org

Produced by:



Sponsored by:

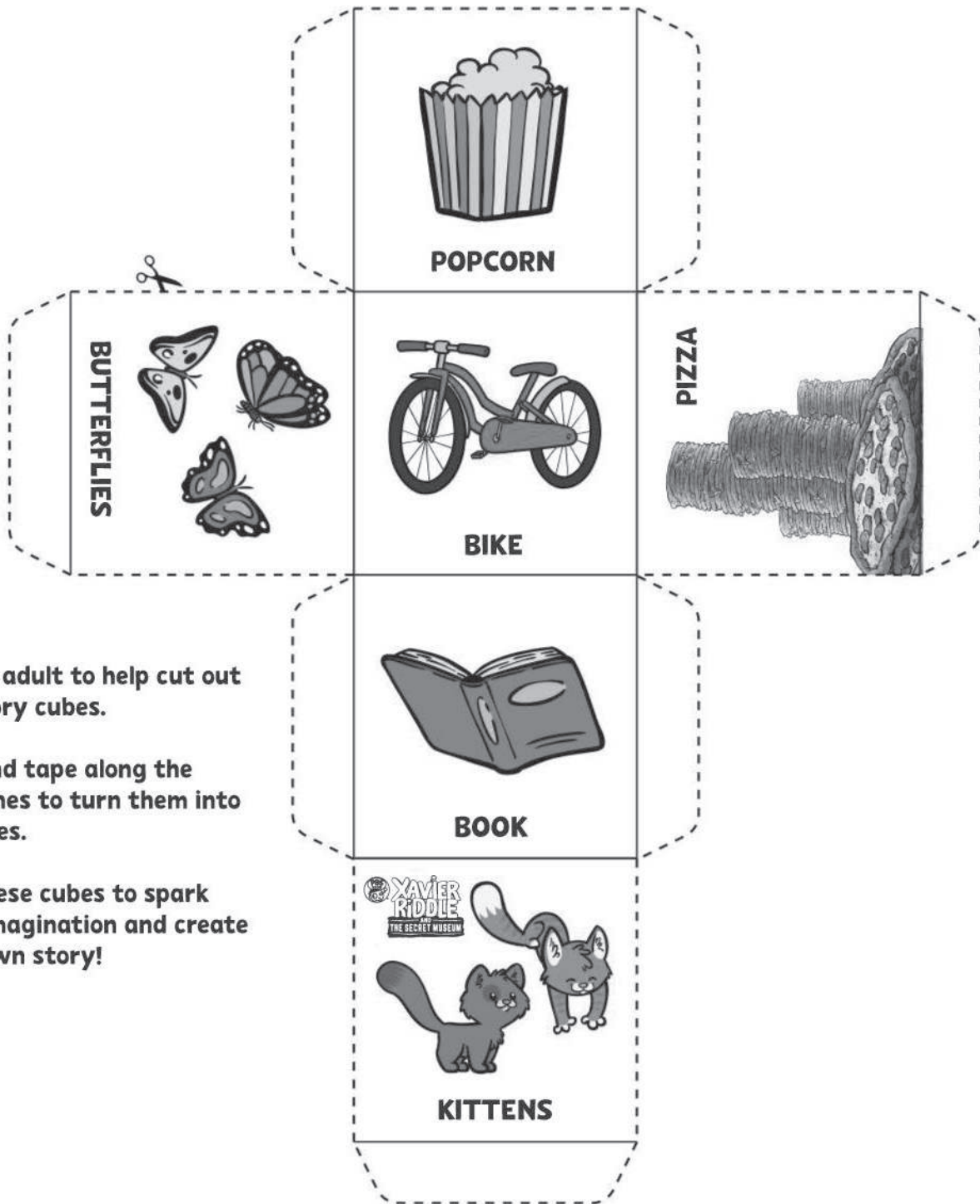


Based on Brad Meltzer and Christopher Eliopoulos' best-selling kids book series





Story Cubes



1. Ask an adult to help cut out the story cubes.
2. Fold and tape along the solid lines to turn them into 3D cubes.
3. Use these cubes to spark your imagination and create your own story!

Find more games and activities at pbskidsforparents.org

Produced by:



Sponsored by:

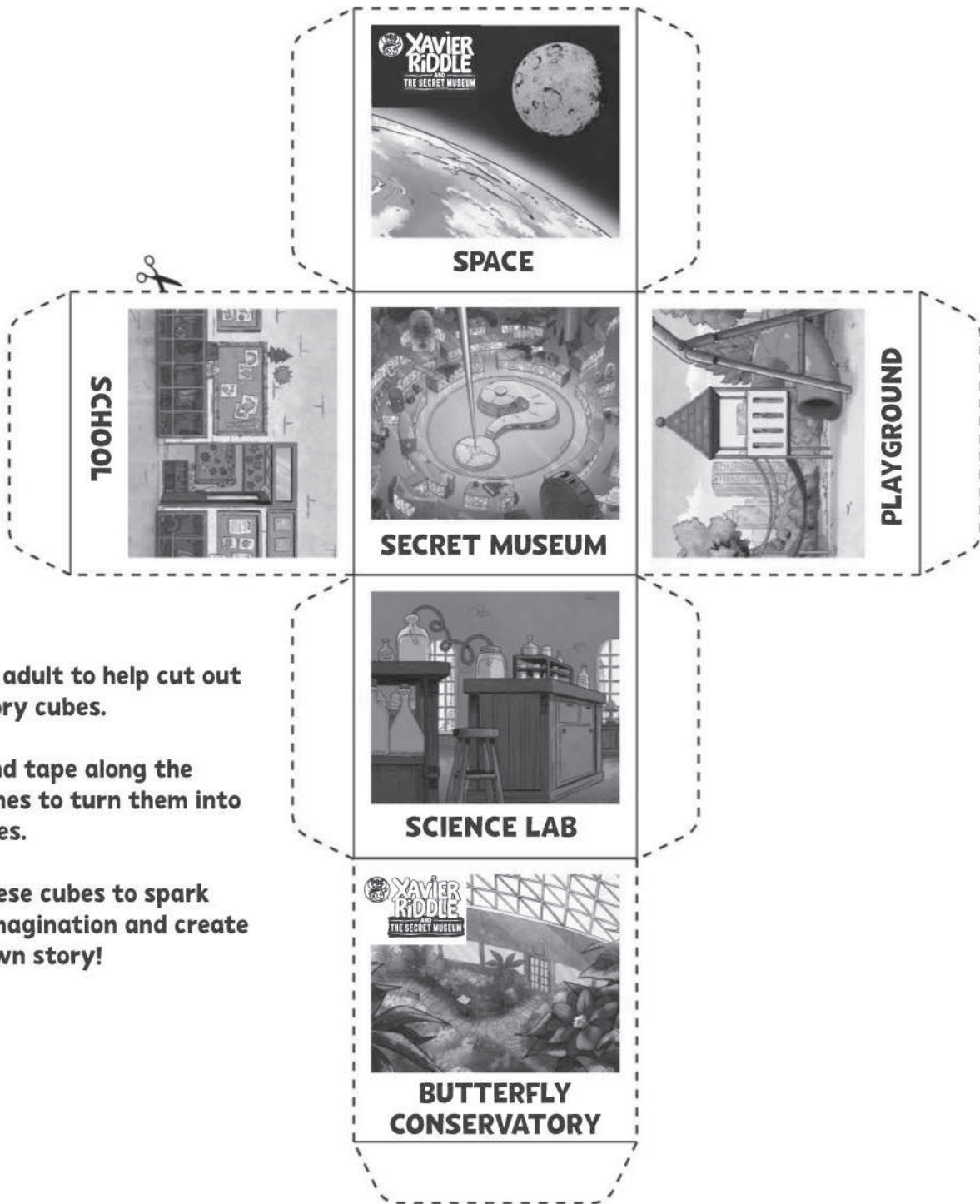


Based on Brad Meltzer and Christopher Eliopoulos' best-selling kids book series





Story Cubes



1. Ask an adult to help cut out the story cubes.
2. Fold and tape along the solid lines to turn them into 3D cubes.
3. Use these cubes to spark your imagination and create your own story!

Find more games and activities at pbskidsforparents.org

Produced by:



Sponsored by:




Based on Brad Meltzer and Christopher Eliopoulos' best-selling kids book series



PBS KIDS and the PBS KIDS Logo are registered trademarks of Public Broadcasting Service. Used with permission. © 2020 XR 1 Productions Inc. Owned or licensed by 9 Story Media Group Inc. All rights reserved. Corporate Funding for Xavier Riddle is provided by ABCmouse.com and Kiddie Academy®. Made available by the Corporation for Public Broadcasting, a private corporation funded by the American people.

Take a Closer Look

- Zora liked to tell stories, even when she was little. Underline what Zora used to tell stories when she was a girl.
- Zora grew up in the South. What part of this reading tells us what the South is?




*Zora was
a great storyteller.
We can learn a lot about
people and life back then by
reading Zora's stories.*

- What story would you like to share?



Zora Neale Hurston

*Stories are best when
you share them with others!*



**Zora Neale Hurston was a writer.
She grew up in the South. Many
of her stories take place there.**

The southern part of the United States is sometimes called the South.



**Join Xavier and friends for
more stories of great people,
just like you!
pbskidsforparents.org**

**Based on the
book series
ORDINARY
PEOPLE
CHANGE
WORLD**



PBS KIDS and the PBS KIDS Logo are registered trademarks of Public Broadcasting Service.
KIDNIE ACADEMY. Used with permission. © 2020 XR 1 Productions Inc. Corporate Funding for Xavier Riddle is provided by ABCmouse.com and Kiddie Academy®.

Making Up Stories

Zora Neale Hurston was born in Alabama in 1891. She moved to Eatonville, Florida when she was 3.

When Zora was little, she listened to her neighbors tell stories. She also made up her own. Zora used her own homemade dolls to tell stories. She gave them names like Ms. Corn Shuck and Mr. Sweet Smell. In her stories, her dolls had many adventures!

Writing Stories

Over the years, Zora moved a lot. She lived with different family members and friends in the South. She met many people. She wanted to know how people were the same and how they were different. She shared their stories with others. She also wrote stories about her life in the South.

Sharing Stories

Zora wrote poems, plays, and books. She was one of the few African American women who was *published* at the time. Her stories have been printed and sold all over the world!

Amazing Fact!

Young Zora made dolls out of soap, a spool of thread, and a doorknob, and a cornhusk!



This is an example of a corn husk doll.

Photo by John Morgan.



This is a photograph of Zora Neale Hurston.




Storytelling Puppets

Directions: Color and then cut out the character puppets. Glue each puppet onto a popcicle stick. Use the puppets to retell the sequence of events from the PBS KIDS episode you watched. Talk about the characters, the problem, what the characters did, the solution and what they learned. You can even create an original storyline!



Molly



Tooey



Suki



Puffin



Trini

For more games and activities, visit pbskidsforparents.org

Produced by:



Funded by:



MOLLY OF DENALI™ is produced by GBH Kids and Atomic Cartoons in association with CBC Kids. MOLLY OF DENALI, TM© 2020 WGBH Educational Foundation. All rights reserved. Funding for MOLLY OF DENALI™ is provided by a Ready To Learn Grant from the U.S. Department of Education; the Corporation for Public Broadcasting, a private corporation funded by the American People; and by public television viewers. Made available by the Corporation for Public Broadcasting, a private corporation funded by the American people. Additional funding made possible with the participation of the Province of British Columbia Production Services Tax Credit. Corporate funding provided by the T. Rowe Price College Savings Plan and IKEA Retail U.S. The contents of this program were developed under a grant from the Department of Education. However, those contents do not necessarily represent the policy of the Department of Education, and you should not assume endorsement by the Federal Government. The project is funded by a Ready To Learn grant (PR/AWARD No. U295A150003, CFDA No. 84.295A) provided by the Department of Education to the Corporation for Public Broadcasting. PBS KIDS and the PBS KIDS Logo are registered trademarks of Public Broadcasting Service. Used with permission.



Arthur®

Sharing Stories

Name

Directions: Interview an adult family member to capture a memorable story about when they were a kid. Think about what you want to learn and write three questions down to help guide you during your interview. Together, draw a picture to go with the story. Talk about what you learned. Have you had a similar experience?



Question 1 _____

Question 2 _____

Question 3

For more activities, visit pbskidsforparents.org



Kids

Corporation
for Public
Broadcasting

Funded by:



Letter to Arthur

Name _____

Instructions: Write a letter to Arthur. You can create your own story and/or use any of the prompts.

_____ Arthur,
(Dear, Hey, What's up, Earth to)

Your show is so _____ that it makes me want to
(funny, unusual, captivating, awesome)

_____.
(do cartwheels, do homework, throw a party, watch it every day)

One of _____ shows was when
(the funniest, the strangest, my favorite, the silliest)

_____.
(you got Pal, you and Buster made music videos, you had to get glasses)

Most people would say that I am most like _____.
(you, Buster, D.W., The Brain)

I think that is because

_____.
(I wear glasses, I believe in aliens, I am a picky eater, I am quite intelligent)

By the way, _____?
(when's your birthday, what kind of animal are you, what's your favorite book, can you juggle)

_____.
(Love, Your friend, Over and out, Sincerely)

(Your Name)

P.S. _____!
(Fill in the blank with whatever you want! Tell a funny joke. Ask a question.)

Write a letter to Arthur. You can create your own story and/or use any of the prompts.



For more games and activities, visit pbskidsforparents.org

Funded by:
ABCmouse.com


Arthur Masks



Grown-ups:

To assemble this mask, you will need scissors, string, and tape. Once you have cut out the mask, use your tape to adhere one end of the string to the inside of the mask (left side). Make sure the mask fits on your child's head before using your tape to stick the other end of the string to the inside of the mask (right side).

Use these masks to retell an episode of Arthur or to create an original story of your own!



Find more games and activities
at pbskidsforparents.org

Proud sponsor of ARTHUR:

[ABCMouse.com](http://ABCmouse.com)

Funded by:





Grown-ups:

To assemble this mask, you will need scissors, string, and tape. Once you have cut out the mask, use your tape to adhere one end of the string to the inside of the mask (left side). Make sure the mask fits on your child's head before using your tape to stick the other end of the string to the inside of the mask (right side).

Use these masks to retell an episode of Arthur or to create an original story of your own!


Proud sponsor of ARTHUR:

ABCmouse.com®

Funded by:



PBS KIDS and the PBS KIDS Logo are registered trademarks of Public Broadcasting Service. Used with permission. © 2019 WGBH Educational Foundation. All rights reserved. "Arthur" & the other Marc Brown ARTHUR characters and underlying materials (including artwork) TM and © Marc Brown. All third party trademarks are the property of their respective owners. Permission is granted for reproduction of this printed material for educational use only. ARTHUR is produced by WGBH Boston.



Grown-ups:

To assemble this mask, you will need scissors, string, and tape. Once you have cut out the mask, use your tape to adhere one end of the string to the inside of the mask (left side). Make sure the mask fits on your child's head before using your tape to stick the other end of the string to the inside of the mask (right side).

Use these masks to retell an episode of Arthur or to create an original story of your own!


Proud sponsor of ARTHUR:

ABCmouse.com®

Funded by:



PBS KIDS and the PBS KIDS Logo are registered trademarks of Public Broadcasting Service. Used with permission. © 2019 WGBH Educational Foundation. All rights reserved. "Arthur" & the other Marc Brown ARTHUR characters and underlying materials (including artwork) TM and © Marc Brown. All third party trademarks are the property of their respective owners. Permission is granted for reproduction of this printed material for educational use only. ARTHUR is produced by WGBH Boston.



Grown-ups:

To assemble this mask, you will need scissors, string, and tape. Once you have cut out the mask, use your tape to adhere one end of the string to the inside of the mask (left side). Make sure the mask fits on your child's head before using your tape to stick the other end of the string to the inside of the mask (right side)

Use these masks to retell an episode of Arthur or to create an original story of your own!

Proud sponsor of ARTHUR:

ABCmouse.com

Funded by:






Grown-ups:

To assemble this mask, you will need scissors, string, and tape. Once you have cut out the mask, use your tape to adhere one end of the string to the inside of the mask (left side). Make sure the mask fits on your child's head before using your tape to stick the other end of the string to the inside of the mask (right side)

Use these masks to retell an episode of Arthur or to create an original story of your own!



Proud sponsor of ARTHUR:

ABCmouse.com®

Funded by:




PBS KIDS and the PBS KIDS Logo are registered trademarks of Public Broadcasting Service. Used with permission. © 2019 WGBH Educational Foundation. All rights reserved. "Arthur" & the other Marc Brown ARTHUR characters and underlying materials (including artwork) TM and © Marc Brown. All third party trademarks are the property of their respective owners. Permission is granted for reproduction of this printed material for educational use only. ARTHUR is produced by WGBH Boston.



Grown-ups:

To assemble this mask, you will need scissors, string, and tape. Once you have cut out the mask, use your tape to adhere one end of the string to the inside of the mask (left side). Make sure the mask fits on your child's head before using your tape to stick the other end of the string to the inside of the mask (right side).

Use these masks to retell an episode of Arthur or to create an original story of your own!



Proud sponsor of ARTHUR:
ABCmouse.com



PBS KIDS and the PBS KIDS Logo are registered trademarks of Public Broadcasting Service. Used with permission. © 2019 WGBH Educational Foundation. All rights reserved. "Arthur" & the other Marc Brown ARTHUR characters and underlying materials (including artwork) TM and © Marc Brown. All third party trademarks are the property of their respective owners. Permission is granted for reproduction of this printed material for educational use only. ARTHUR is produced by WGBH Boston.



Storytelling Puppets

Directions: Color and then cut out the character puppets. Glue each puppet onto a popsicle stick. Use the puppets to retell the sequence of events from the PBS KIDS episode you watched. Talk about the characters, the problem, what the characters did, the solution and what they learned. You can even create an original storyline!

Señor Fabuloso

Luna

Carmen

Honey

Andy

Leo

Produced by:



For more games and activities, visit pbskidsforparents.org


Sponsored by:





Let's go
Iwa!

Draw the special people, places and animals in your city here!



My city _____



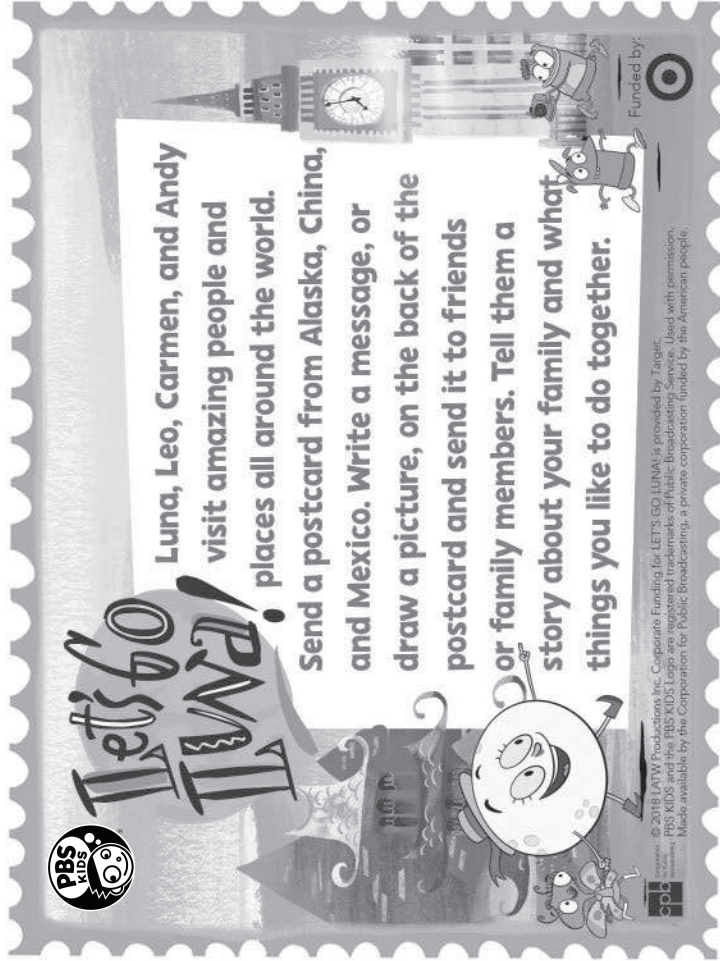


Write your message here:

Many people who visit Juneau, Alaska go on a whale watching expedition. Can you spot the black and white Orca whale on this postcard?

To:

Place Stamp Here



Write your message here:

In Mexico City, the word for "big" is "grande." Can you find the "grande" Angel of Independence statue on this postcard?

To:

Place Stamp Here



Write your message here:

In Beijing, China there are giant stone statues of lions guarding the red Forbidden City palace. Can you see one on this postcard?

To:

Place Stamp Here




Storytelling Puppets

Directions: Color and then cut out the character puppets. Glue each puppet onto a popsicle stick. Use the puppets to retell the sequence of events from the PBS KIDS episode you watched. Talk about the characters, the problem, what the characters did, the solution and what they learned. You can even create an original storyline!


**Jet
Propulsion**



Sunspot



Sydney



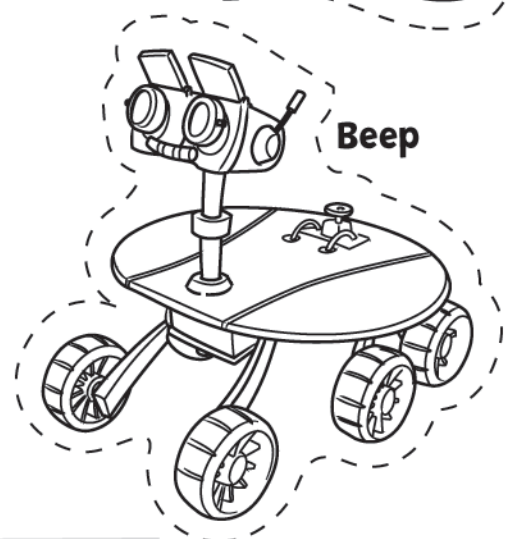
Sean



Mindy



Beep



For more games and activities, visit pbskidsforparents.org

Produced by:

WIND DANCER
FILMS

Funded by:



The contents of this document were developed under a cooperative agreement (PR/Award No. U295A150003, CFDA No. 84.295A) from the U.S. Department of Education. However, these contents do not necessarily represent the policy of the Department of Education, and you should not assume endorsement by the Federal Government. © 2018 Jet Propulsion, LLC. Ready Jet Go! and the Ready Jet Go! logo are registered trademarks of Jet Propulsion, LLC. The PBS KIDS logo and PBS KIDS © PBS. Used with permission. Corporate Funding of Ready Jet Go! is brought to you by ABCmouse.com. Made available by the Corporation for Public Broadcasting, a private corporation funded by the American people.

Sponsored by:

ABCMouse.com



Name _____

What's the Story?

Complete this adventure by filling in the missing parts of speech in the sentences below. We've started a list of nouns, verbs, adjectives and adverbs, but you should add some of your own to the list so that you have plenty of words to work with. Do you know what all the words in the lists mean? Ask a friend or adult if you need some help understanding the words, choosing some new words, or writing the words to fill in the blanks and complete the story.



Here's a quick review of the parts of speech:

Noun: A person, place, or thing (examples are dog, spaghetti, cloud)

Verb: An action (examples are run, sleep, talk)

Adjective: A word that describes a noun (examples are barking, red, dense)

Adverb: A word that describes a verb (examples are quickly, deeply, loudly)

One _____ day, Captain Huggy-Face found a little dog with _____ hair
Adjective Adjective
 in the park. Not wanting to disturb its _____, Captain Huggy-Face _____
Noun Adverb
 walked away and found a _____ spot to wait for WordGirl. He would _____
Adjective Verb
 her about what to do. _____, WordGirl arrived and they _____ that such a
Adverb Verb
 _____ dog must belong to someone. They would not _____ their
Adjective Verb
 duties, and would find the dog's _____. They even imagined that if they did
Noun
 _____ they could even win a _____ for all their _____
Verb Noun Adjective
 efforts. After _____ asking everyone in the park, they _____ found
Adverb Adverb
 the dog's _____. The little dog was so _____ he jumped and
Noun Adjective
 _____ at WordGirl and Captain Huggy-Face, trying to _____ them for
Verb Verb
 finding his home.



Nouns

privacy
award
haven

Verbs

interrogate
swipe
triumph
shirk

Adjectives

unruly
unique
repulsive
tranquil


Adverbs

eventually



Cyberchase Masks

INEZ



Grown-ups: To assemble this mask, you will need scissors, string, and tape. Once you have cut out the mask, use your tape to adhere one end of the string to the inside of the mask (left side). Make sure the mask fits on your child's head before using your tape to stick the other end of the string to the inside of the mask (right side).

Use these masks to retell an episode of Cyberchase or act out your own story!

Find more games and activities at pbskidsforparents.org




Cyberchase Masks

Grown-ups: To assemble this mask, you will need scissors, string, and tape. Once you have cut out the mask, use your tape to adhere one end of the string to the inside of the mask (left side). Make sure the mask fits on your child's head before using your tape to stick the other end of the string to the inside of the mask (right side).

Use these masks to retell an episode of Cyberchase or act out your own story!


DIGIT



Find more games and activities
at pbskidsforparents.org



Cyberchase Masks



Grown-ups: To assemble this mask, you will need scissors, string, and tape. Once you have cut out the mask, use your tape to adhere one end of the string to the inside of the mask (left side). Make sure the mask fits on your child's head before using your tape to stick the other end of the string to the inside of the mask (right side).

Use these masks to retell an episode of Cyberchase or act out your own story!

Find more games and activities at pbskidsforparents.org




Cyberchase Masks

Grown-ups: To assemble this mask, you will need scissors, string, and tape. Once you have cut out the mask, use your tape to adhere one end of the string to the inside of the mask (left side). Make sure the mask fits on your child's head before using your tape to stick the other end of the string to the inside of the mask (right side).

Use these masks to retell an episode of Cyberchase or act out your own story!

MATT




Find more games and activities at pbskidsforparents.org




Storytelling Puppets

Directions: Color and then cut out the character puppets. Glue each puppet onto a popsicle stick. Use the puppets to retell the sequence of events from the PBS KIDS episode you watched. Talk about the characters, the problem, what the characters did, the solution and what they learned. You can even create an original storyline!


Lucita Sky



Benny Bubbles



AJ Gadgets



Sara Snap



Fur Blur



For more games and activities, visit pbskidsforparents.org

Funded by:







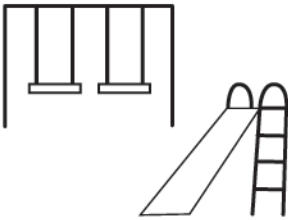
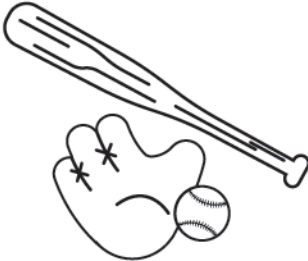










ABCmouse.com®





Super Storytelling

Instructions: Engaging characters, unique settings, and crazy problems to overcome are just some of the elements of good storytelling. Get the super story juices flowing as you mix up characters, settings, and objects for your own super story creations. Color and then cut out each row of images. Keep them in four separate piles. Then, place each pile face down on a flat surface. Mix each set and then choose one card from each pile. Create your own story and write about it using the Super Storytelling chart.

Character	 Young Child	 Parent	 Grandparent	 Older Child
Setting	 Park	 Baseball Field	 Beach	 Living Room
Weather	 Sunny	 Rainy	 Cloudy	 Windy
Object	 Cape	 Seashells and Bucket	 Rainbow Parachute	 Book

Find more games and activities at pbskidsforparents.org



Super Storytelling

Name _____

Instructions: Use this Super Storytelling chart to brainstorm the parts of your story. Identify the characters and the setting and think about the plot. When you finish your basic outline, you are ready to begin writing!

Characters:

Setting:

Plot-First:

Plot-Then:

Plot-Last:

Find more games and activities at **pbskidsforparents.org**



Learn at Home with PBS KIDS

Schedule Begins May 3, 2021

Explore reading, math, science, life lessons, and more on the PBS KIDS 24/7 channel and live stream! The TV schedule below offers you and your child a chance to learn anytime alongside your friends from PBS KIDS.

TIME (M-F)	SHOW	GRADE	LEARNING GOALS
6/5c am	The Cat in the Hat Knows a Lot About That!	PK-1	Science & Engineering
6:30/5:30c am	Ready Jet Go!	K-2	Science & Engineering
7/6c am	Peg + Cat	PK-K	Math
7:30/6:30c am	Super WHY!	PK-K	Literacy
8/7c am	Daniel Tiger's Neighborhood	PK-K	Social & Emotional Learning
8:30/7:30c am	Daniel Tiger's Neighborhood	PK-K	Social & Emotional Learning
9/8c am	Sesame Street	PK-K	Literacy, Math, Social & Emotional Learning
9:30/8:30c am	Elinor Wonders Why	PK-K	Science & Engineering
10/9c am	Clifford the Big Red Dog	PK-K	Social & Emotional Learning, Literacy
10:30/9:30c am	Dinosaur Train	PK-K	Science
11/10c am	Let's Go Luna!	K-2	Social Studies
11:30/10:30c am	Nature Cat	K-3	Science
12 pm/11c am	Nature Cat	K-3	Science
12:30 pm/11:30c am	Xavier Riddle and the Secret Museum	K-2	Social & Emotional Learning
1/12c pm	Molly of Denali	K-2	Literacy
1:30/12:30c pm	Hero Elementary	K-2	Science & Engineering
2/1c pm	Cyberchase	1-5	Math & Science
2:30/1:30c pm	Pinkalicious & Peterrific	PK-1	The Arts
3/2c pm	Pinkalicious & Peterrific	PK-1	The Arts
3:30/2:30c pm	Elinor Wonders Why	PK-K	Science & Engineering
4/3c pm	Donkey Hodie	PK-K	Social & Emotional Learning
4:30/3:30c pm	Curious George	PK-K	Math, Science & Engineering
5/4c pm	Curious George	PK-K	Math, Science & Engineering
5:30/4:30c pm	Xavier Riddle and the Secret Museum	K-2	Social & Emotional Learning
6/5c pm	Molly of Denali	K-2	Literacy
6:30/5:30c pm	Hero Elementary	K-2	Science & Engineering

Access FREE, at-home learning activities, tips, and more on pbskidsforparents.org

PBS KIDS and the PBS KIDS logo are registered trademarks of Public Broadcasting Service. Used with permission.



Learn at Home with PBS KIDS

Play and learn anytime and anywhere with free apps from PBS KIDS! Use the chart below to find the app that aligns to your child's grade, learning goal, and favorite PBS KIDS show - then download it on your on your mobile or tablet device to play online, offline, or anytime.

Apps for Social & Emotional Learning



Daniel Tiger for Parents	PK-K	Social & Emotional Learning
PBS KIDS Games app	K-2	Multiple Learning Goals
PBS KIDS Video app	K-2	Multiple Learning Goals

Apps for Literacy Learning

Dinosaur Train A to Z	PK-K	Literacy, Science
Molly of Denali	K-2	Literacy
PBS KIDS Games app	K-2	Multiple Learning Goals
PBS KIDS Video app	K-2	Multiple Learning Goals

Apps for STEM Learning (Science, Technology, Engineering & Math)

PBS Parents Play & Learn	PK-K	Literacy, Math	Ready Jet Go! Space Explorer	K-2	Science
Play & Learn Engineering	PK-K	Science and Engineering	Ready Jet Go! Space Scouts	K-2	Science and Engineering
Play & Learn Science	PK-K	Science	Nature Cat's Great Outdoors	K-3	Science
Splash and Bubbles for Parents	PK-K	Science	PBS KIDS ScratchJr	1-2	Coding
Splash and Bubbles Ocean Adventure	PK-K	Science	Outdoor Family Fun with Plum	1-3	Science and Engineering
The Cat in the Hat Builds That!	PK-K	Science and Engineering	Cyberchase Shape Quest	1-5	Math, Science
The Cat in the Hat Invents	PK-K	Science and Engineering	PBS KIDS Games app	K-2	Multiple Learning Goals
Jet's Bot Builder: Robot Games	K-2	Science and Engineering	PBS KIDS Video app	K-2	Multiple Learning Goals
Photo Stuff with Ruff	K-2	Science			



pbskids.org/apps

